

Pure Power and Technology for Maximum Performance

ZENTREX 6215



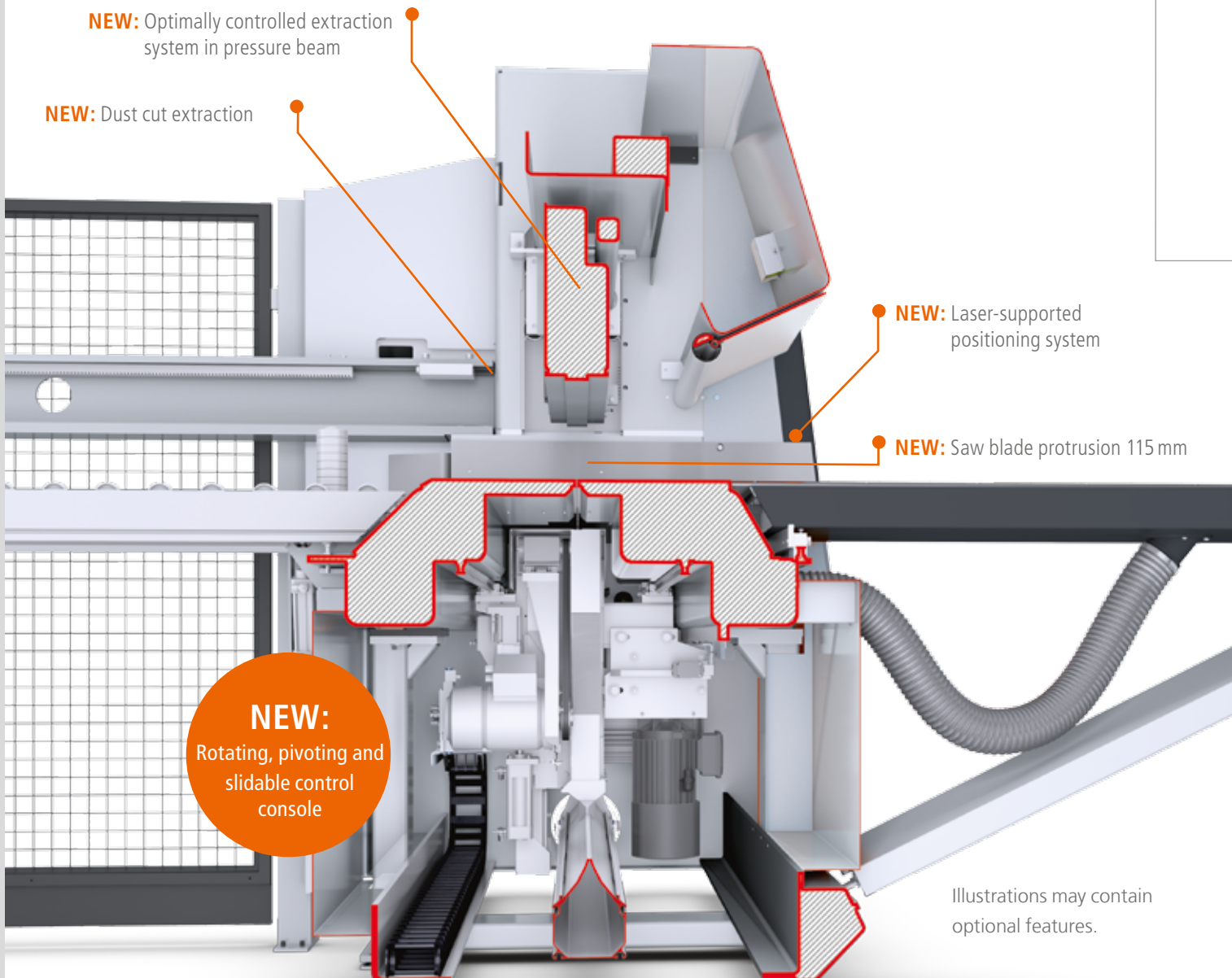
PRODUCTIVITY AND PRECISION



Perfect Cutting in High Quality Craft Shops with Mass Production

Combining years of experience with saws with state-of-the-art technology yields a unique result: ZENTREX. High performance craft shops frequently reach industrial levels. The ZENTREX 6215 was developed specifically for such user profiles. With a saw blade protrusion of 115 mm, the powerful drives and variety of intelligent control features, the ZENTREX 6215 is inspiring even for mass production cutting.

Highlights of the ZENTREX 6215 include the newly developed, 2-stage extraction management system for a perfectly clean cutting area, the laser-supported display system for error-free part identification when cutting crosswise and the high quality, integrated linear guide technology installed as a standard feature on all axes. The fully integrated HOLZ-HER software package is the comprehensive solution for your cutting work, while the ergonomic rotating, pivoting and slidable 21.5" control terminal keeps all current orders visible at a glance.



Illustrations may contain optional features.

INNOVATION 1

Laser-supported display system for error-free part identification during cross-cutting.


Extremely precise laser positioning system

For panel sizes, whose length is difficult to differentiate from its width in spite of 3D simulation, the ZENTREX 6215 now offers a laser positioning system with accuracy down to the millimeter. Your advantage: Remeasuring panels or incorrect positioning in the machine is a thing of the past. Moreover you minimize incorrect cuts and reject parts.

[1] Strip too wide

[2] Strip too narrow

[3] Strip correct



The right solution for every application

- **power**
for maximum cutting performance
- **dynamic**
for link to storage systems
- **lift**
for stack processing using lifting table

Plastic Package

Prepare your machine also for sawing of plastics and non-ferrous metals.



Speed control



Ionization unit




Spraying unit



Closed pressure beam

INNOVATION 2

2-stage extraction management system, maximum extraction power using synergistic effects of individual “Dust Control” and “Clean Protection” features



Dust Control – for program-controlled extraction

The cutting position recognition feature optimally controls all extraction openings in the pressure beam. This always ensures maximum extraction power directly at the saw blade, keeping your machine table free at all times. Extraction flap openings not required are closed automatically – can, however, be adapted manually on the control.



Clean Protection – for dust cuts

When making dust cuts, an intelligent, moving extraction unit behind the saw blade prevents chips and dust from being hurled out unchecked during the cutting process. This keeps your machine table clean even during extremely narrow dust cuts.

ZENTREX 6215 Series

ZENTREX 6215	power	dynamic	lift
Machine data Cutting length Cutting width	3,300 mm 4,300 mm 3,100 mm 4,250 mm	3,300 mm 4,300 mm 3,100 mm 4,250 mm 6,500 mm	4,300 mm 4,200 mm
Charging	Using storage system with vacuum retrieval (direct) Panel alignment unit	Using storage system with vacuum retrieval (direct) and/or conveyor belt Panel alignment unit	Above lift table Panel alignment unit
Saw blade protrusion	115 mm	115 mm	115 mm
Main sawing unit	15 kW	15 kW	15 kW
	18 kW	18 kW	18 kW
	21 kW, speed control	21 kW, speed control	21 kW, speed control
	Saw blade dia. 400 mm	Saw blade dia. 400 mm	Saw blade dia. 400 mm
	Automatic cutting height	Automatic cutting height	Automatic cutting height
	Manual central lubrication	Manual central lubrication	Manual central lubrication
	Automatic central lubrication	Automatic central lubrication	Automatic central lubrication
	Plastic package	Plastic package	Plastic package
Scoring unit	2.2 kW	2.2 kW	2.2 kW
	Saw blade dia. 180 mm	Saw blade dia. 180 mm	Saw blade dia. 180 mm
	Speed control	Speed control	Speed control
	Electrical adjustment	Electrical adjustment	Electrical adjustment
Postforming	Saw blade dia. 280 mm	Saw blade dia. 280 mm	Saw blade dia. 280 mm
Grooving unit	Electrical positioning	Electrical positioning	Electrical positioning
Sawing carriage feed Forward / backward	1 – 100 m/min 130 m/min	1 – 100 m/min 130 m/min	1 – 100 m/min 130 m/min
Rip fence Positioning / return	25 m/min 100 m/min	25 m/min 100 m/min	25 m/min 100 m/min
Workpiece clamps	3 Double finger clamps	3 Double finger clamps	3 Double finger clamps
	3 – 7 Strip clamps	3 – 7 Strip clamps	4 – 7 Strip clamps
	Intelligent workpiece clamps	Intelligent workpiece clamps	Intelligent workpiece clamps
	Switchable clamping pressure	Switchable clamping pressure	Switchable clamping pressure
	Angle cutting clamp	Angle cutting clamp	–
Angle presser	Electrically controlled	Electrically controlled	Electrically controlled
	Twin press (2 rollers)	Twin press (2 rollers)	Twin press (2 rollers)
Machine and support table	With air cushion	With air cushion	With air cushion
Extraction management	Dust Control	Dust Control	Dust Control
	Clean Protection	Clean Protection	Clean Protection
Positioning aids (laser)	For cross-cutting	For cross-cutting	For cross-cutting
	For lengthwise cutting	For lengthwise cutting	For lengthwise cutting

Standard

Optional

x

Not possible

Product brochures and many
videos are available at
www.holzher.com

The technical data specified are intended for reference only. HOLZ-HER machines are subject to constant development and are therefore subject to change without prior notice. The illustrations are not binding. Some of the machines shown also contain special equipment not included as a standard feature. For clarity, some of the machines are shown without protective hood.

UK – HOLZ-HER 3677 45 – Printed in Germany/Imprimé en Allemagne
Printed on: 25.04.2018 – First edition: 25.04.2018

Your authorized HOLZ-HER dealer



HOLZ-HER GmbH
Plochinger Straße 65
72622 Nürtingen
Germany
T +49 (0) 70 22 702-0
kontakt@holzher.com
www.holzher.com

HOLZHER

A member of the WEINIG Group